

1

How to enroll in UCPB Connect if you are an ATM Accountholder

**This is for regular ATM cardholders. UCPB eMoney cardholders may continue to use UCPB ATMs, BancNet ATMs and Point of Sale (POS) terminals.*



3

Go to
<https://www.ucpb.com/>
and click “Connect Login”.



2

You just need your
Account Number,
Card Number and 6-digit PIN



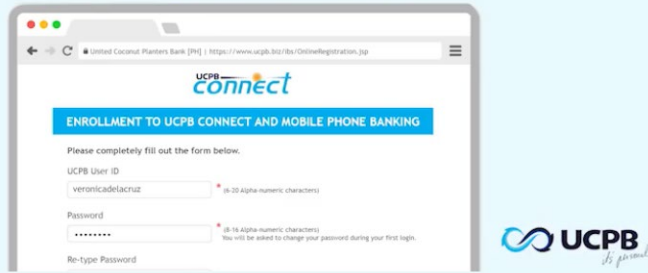
4

Choose “UCPB Connect”
and click “New User”.



5

**Complete your required information.
Nominate a username and password.**



ENROLLMENT TO UCPB CONNECT AND MOBILE PHONE BANKING

Please completely fill out the form below.

UCPB User ID
veronicadelacruz

Password

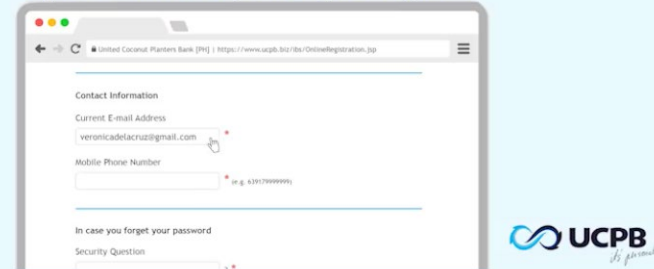
Re-type Password

UCPB *It's personal*

7

Then, type your current email address and mobile number.

As a reminder, please don't put any special characters in the fields. Special characters include dashes, question marks, and apostrophes



Contact Information

Current E-mail Address
veronicadelacruz@gmail.com

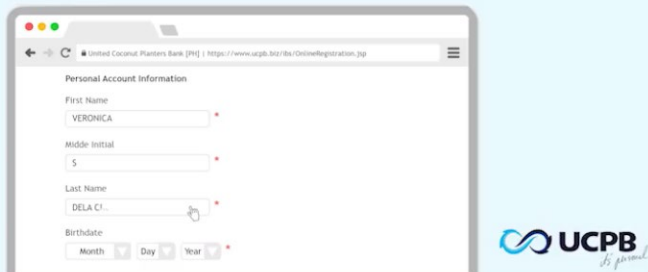
Mobile Phone Number
+63 915 1234567

In case you forget your password
Security Question

UCPB *It's personal*

6

Under Personal Information, type your first name, middle initial and last name, and specify your date of birth.



Personal Account Information

First Name
VERONICA

Middle Initial
S

Last Name
DELA CRUZ

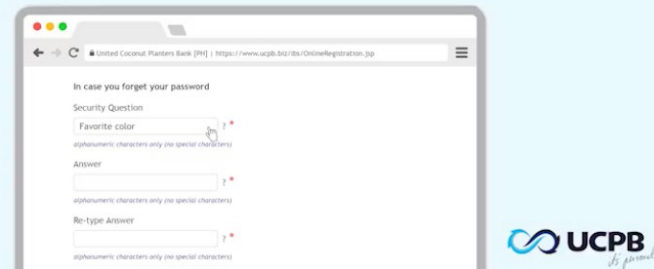
Birthdate
Month Day Year

UCPB *It's personal*

8

Provide your security question and answer.

This is to verify your identity in case you forgot your password.



In case you forget your password

Security Question
Favorite color

Answer
Favorite color

Re-type Answer
Favorite color

UCPB *It's personal*

9

Choose the "Add ATM Accounts" option and input your Account Number, Card Number, and 6-digit PIN.

United Coconut Planters Bank (PH) | <https://www.ucpb.biz/Onlineregistration.jsp>

Add ATM Accounts

Account Number: 108889876532 Card Number: ATM PIN:

☒ Add Accounts (Approval by Maintaining Branch is required)

Account Number: 4000 1234 5678 9010 Account Type: CASA Account

Please accept Bank Terms and Conditions

UCPB *is forward.*

11

For your added protection, use the PIN Pad when entering your PIN.

United Coconut Planters Bank (PH) | <https://www.ucpb.biz/Onlineregistration.jsp>

Add ATM Accounts

Account Number: 108889876532 Card Number: 4000 1234 5678 9010 ATM PIN: ..

☒ Add Accounts (Approval by Maintaining Branch is required)

Account Number: Account Type: CASA Account

Please accept Bank Terms and Conditions

UCPB *is forward.*

10

Choose the "Add ATM Accounts" option and input your Account Number, Card Number, and 6-digit PIN.

United Coconut Planters Bank (PH) | <https://www.ucpb.biz/Onlineregistration.jsp>

Add ATM Accounts

Account Number: 108889876532 Card Number: 4000 1234 5678 9010 ATM PIN:

☒ Add Accounts (Approval by Maintaining Branch is required)

Account Number: Account Type: CASA Account

Please accept Bank Terms and Conditions

UCPB *is forward.*

12

Read and accept the Terms and Conditions. Then click "Register".

United Coconut Planters Bank (PH) | <https://www.ucpb.biz/Onlineregistration.jsp>

Add ATM Accounts

Account Number: 108889876532 Card Number: 4000 1234 5678 9010 ATM PIN: ..

☒ Add Accounts (Approval by Maintaining Branch is required)

Account Number: Account Type: CASA Account

Please accept Bank Terms and Conditions

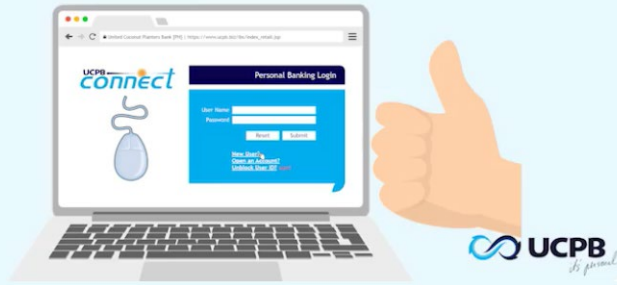
[Read Terms and Conditions](#) ☒ Accept

Register Reset Cancel

UCPB *is forward.*

13

Success!
You're now enrolled to
UCPB Connect.



15

Log in using your
UCPB Connect user ID
and you're ready to:

- ✓ Monitor your account
- ✓ Buy phone load credits
- ✓ Inquire about your balance
- ✓ Pay bills
- ✓ Transfer funds to UCPB or other banks



14

Log in using your
UCPB Connect user ID
and you're ready to:

- ✓ Monitor your account
- ✓ Buy phone load credits
- ✓ Inquire about your balance
- ✓ Pay bills
- ✓ Transfer funds to UCPB or other banks



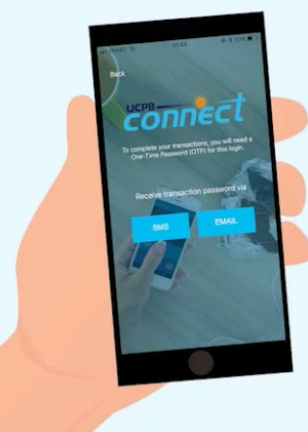
16




If you want to access your account/s via your mobile phone, download the UCPB Mobile App from Google Play or App Store, wait for one banking day and log in to the App using your Connect user ID and password.



17



Always check if your mobile number and email address are updated to receive your One-Time Password (OTP).



18

Log in to the UCPB Connect through the UCPB Website at <https://www.ucpb.com/> and go to Personalize Profile > Edit Customer Profile.

